










Group:	8TA	Notes:
Form:	SP1026	Refer to SP1026-DWG for major component drawing.
Date:	May 8, 2018	Refer to TSB-3025 for hardware kit breakdown.
File:	Alternator Parts List Section	

Component View	Front Housing Spacer, bearing, retainer	Rotor Assembly	Stator Assembly	Rear Housing with Bushing	Fan
					
Model	1	2	3	4	5
8TA2010ES Sales: 110-190	0144100B75 (114-20)	5944172B01 (112-14)	0144200E89 (113-11)	1544165B05 (114-91)	4944019B83 (107-31)
8TA2028E Sales: 110-473	0144800F66	5944172B01 (112-14)	0144200E89 (113-11)	1544165B05 (114-91)	4944019B83 (107-31)
8TA2028ES Sales: 110-232	0144800F66	5944172B01 (112-14)	0144200E89 (113-11)	1544165B05 (114-91)	4944019B83 (107-31)
8TA2029E Sales: 110-414	0144800F66	5944172B02 (112-71)	0180000A82 (113-62)	1544165B05 (114-91)	4944019B83 (107-31)
8TA2030G Sales: 110-458	0180000G02 (114-62)	0180000G06 (112-82)	0180000G05 (113-72)	1544165B05 (114-91)	4944019B83 (107-31)
8TA2031G-A	0180000H63 (114-266)	0180000G06 (112-82)	0180000G05 (113-72)	1544165B10 (114-265)	4944019B83 (107-31)
8TA2032E Sales: 110-551	0180000G02 (114-62)	5944172B02 (112-71)	0180000A82 (113-62)	1544165B05 (114-91)	4944019B83 (107-31)
8TA2034G Sales: 110-552	0180000G02 (114-62)	0180000G06 (112-82)	0180000G05 (113-72)	1544165B05 (114-91)	4944019B83 (107-31)
8TA3025CS Sales: 110-221	1544171B12 (114-140)	0141703A08 (112-35)	0144799E65 (113-31)	1544165B05 (114-91)	4944019B83 (107-31)






Important: The information contained in this bulletin is intended for use by trained, professional technicians who have the proper tools, equipment, and training to perform the required maintenance described above. This information is NOT intended for 'do-it-yourselfers', and you should not assume that this information applies to your equipment. If you have any questions regarding this information please visit our website at www.prestolite.com, or contact our technical service department at:

Group:	8TA	Notes:
Form:	SP1026	Refer to SP1026-DWG for major component drawing.
Date:	May 8, 2018	Refer to TSB-3025 for hardware kit breakdown.
File:	Alternator Parts List Section	

Component View	Pulley	Regulator	Brush Cover	Brush Kit	Positive Rectifier
					
Model	6	60	24	12	11
8TA2010ES Sales: 110-190	N/A	N/A	0144276E01	3944156A10 (103-24)	4844162B01
8TA2028E Sales: 110-473	N/A	8RF2019A (105-219)	0144912C02 (103-34)	3944156A11 (103-43)	0180000G04
8TA2028ES Sales: 110-232	N/A	N/A	0144912C02 (103-34)	3944156A11 (103-43)	0180000G04
8TA2029E Sales: 110-414	N/A	8RF2027 (105-281)	0144912C02 (103-34)	3944156A11 (103-43)	4844162B01
8TA2030G Sales: 110-458	N/A	8RF2028 (105-302)	0144912C02 (103-34)	3944156A11 (103-43)	0180000G04
8TA2031G-A	N/A	8RF2030 (105-305)	0144912C01 (103-25)	3944156A20	0180000H60
8TA2032E Sales: 110-551	N/A	8RF2032	0144912C02 (103-34)	3944156A11 (103-43)	0180000G04
8TA2034G Sales: 110-552	N/A	8RF2033S	0144912C02 (103-34)	3944156A11 (103-43)	0180000G04
8TA3025CS Sales: 110-221	N/A	N/A	0144912C02 (103-34)	3944156A11 (103-43)	0180000G04




Important: The information contained in this bulletin is intended for use by trained, professional technicians who have the proper tools, equipment, and training to perform the required maintenance described above. This information is NOT intended for 'do-it-yourselfers', and you should not assume that this information applies to your equipment. If you have any questions regarding this information please visit our website at www.prestolite.com, or contact our technical service department at:

Group:	8TA	Notes:
Form:	SP1026	Refer to SP1026-DWG for major component drawing.
Date:	May 8, 2018	Refer to TSB-3025 for hardware kit breakdown.
File:	Alternator Parts List Section	

Component View	Overhaul Kit	Diode Rec. Neg.	Diode Trio Assy	Capacitor Assy	Front Bearing Retainer
					
Model	11	17		54	9
8TA2010ES Sales: 110-190		0144167B01 (101-34)	N/A	0844474C02S	4244373A61 (111-27)
8TA2028E Sales: 110-473		0144167B01 (101-34)	0144300F17 (101-131)	0844474C02S	4244373A61 (111-27)
8TA2028ES Sales: 110-232		0144167B01 (101-34)	0144300F17 (101-131)	0844474C02S	4244373A61 (111-27)
8TA2029E Sales: 110-414		0144167B01 (101-34)	0144300F17 (101-131)	0844474C02S	4244373A61 (111-27)
8TA2030G Sales: 110-458		0144167B01 (101-34)	0144300F17 (101-131)	0844474C02S	4244373A61 (111-27)
8TA2031G-A		0144167B01 (101-34)	N/A	0844474C02S	4244373A61 (111-27)
8TA2032E Sales: 110-551		0144167B01 (101-34)	0144300F17 (101-131)	0844474C02S	4244373A61 (111-27)
8TA2034G Sales: 110-552		0144167B01 (101-34)	0144300F17 (101-131)	0844474C02S	4244373A61 (111-27)
8TA3025CS Sales: 110-221		0144167B01 (101-34)	0144300F17 (101-131)	0844474C02S	4244373A66 (111-60)

Important: The information contained in this bulletin is intended for use by trained, professional technicians who have the proper tools, equipment, and training to perform the required maintenance described above. This information is NOT intended for 'do-it-yourselfers', and you should not assume that this information applies to your equipment. If you have any questions regarding this information please visit our website at www.prestolite.com, or contact our technical service department at:

Group:	8TA	Notes: Refer to SP1026-DWG for major component drawing. Refer to TSB-3025 for hardware kit breakdown.
Form:	SP1026	
Date:	May 8, 2018	
File:	Alternator Parts List Section	

Component View	Housing Gasket	Fan Spacer	Hardware Kit
			
Model			
8TA2010ES Sales: 110-190	3244021B01 (114-22)	4344168B01 (120-375)	
8TA2028E Sales: 110-473	3244021B01 (114-22)	4344168B01 (120-375)	
8TA2028ES Sales: 110-232	3244021B01 (114-22)	4344168B01 (120-375)	
8TA2029E Sales: 110-414	3244021B01 (114-22)		
8TA2030G Sales: 110-458	3244021B01 (114-22)	4344168B01 (120-375)	
8TA2031G-A	3244021B01 (114-22)	4344168B01 (120-375)	
8TA2032E Sales: 110-551	3244021B01 (114-22)	4344168B01 (120-375)	
8TA2034G Sales: 110-552	3244021B01 (114-22)	4344168B01 (120-375)	
8TA3025CS Sales: 110-221	3244021B01 (114-22)	4344168B05 (120-209)	

Important: The information contained in this bulletin is intended for use by trained, professional technicians who have the proper tools, equipment, and training to perform the required maintenance described above. This information is NOT intended for 'do-it-yourselfers', and you should not assume that this information applies to your equipment. If you have any questions regarding this information please visit our website at www.prestolite.com, or contact our technical service department at:

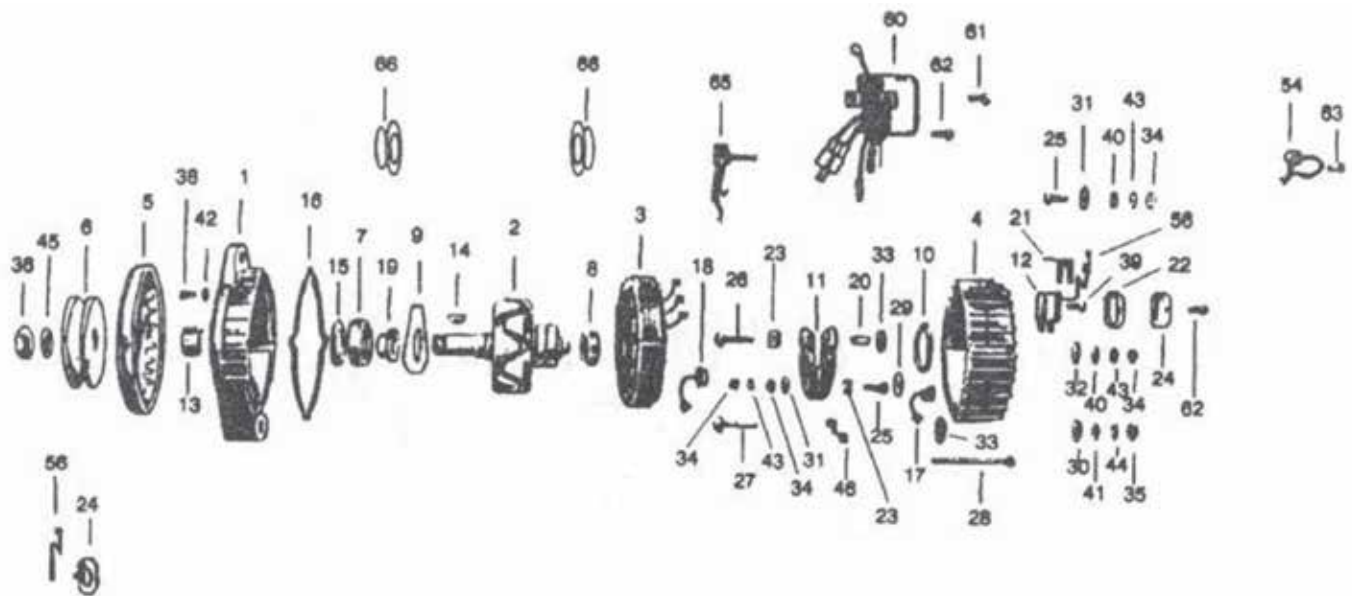
This diagram shows an exploded view of a mechanical assembly, likely a watch movement. The components are numbered as follows:

- Top Row (Left to Right):** 56, 24, 1, 38, 5, 42, 18, 7, 15, 19, 9, 14, 2, 8, 3, 18, 23, 11, 20, 33, 10, 4, 21, 12, 39, 22, 56, 31, 43, 25, 40, 34, 54, 63.
- Bottom Row (Left to Right):** 36, 45, 6, 13, 1, 13, 15, 19, 9, 14, 2, 8, 3, 18, 23, 11, 20, 33, 10, 4, 21, 12, 39, 22, 56, 31, 43, 25, 40, 34, 54, 63.

The diagram illustrates the assembly sequence and relative positions of these parts, including gears, levers, and structural components.

Phone/Fax: (844) 492-4062
webmail@prestolite.com

Source: Leece-Neville Heavy Duty Systems Division - Arcade, NY USA
Date: July 7, 2017
Bulletin No: TSB-3025
Models: 8TA series alternators
Subject: Hardware Kit for 8TA Series Alternators Kxxxxxx



Important: The information contained in this bulletin is intended for use by trained, professional technicians who have the proper tools, equipment, and training to perform the required maintenance described above. This information is NOT intended for 'do-it-yourselfers'; and you should not assume that this information applies to your equipment. If you have any questions regarding this information please visit our website at www.prestolite.com, or contact our technical service department at:

Date: July 7, 2017

Bulletin No: TSB-3025

KEY NO.	DESCRIPTION	8TA2002E	8TA2003D	8TA2005D	8TA2006D	8TA2007D	8TA2009E	8TA2010E	8TA2011E	8TA2012E	8TA2013D	8TA2014D	8TA2015D	8TA2016F	8TA2017D	8TA2018D	8TA2019E	8TA2021E	8TA2022D	8TA2023D	8TA2024D	8TA2026E	8TA2027D	8TA2028E	8TA2029E	8TA2030G	8TA2031G	8TA2032E	8TA2034G	8TA3001C	8TA3020C	8TA3025C	8TA3052C	
	BOLTS																																	
25	CARRIAGE, 10-24x3/4"	3	3	3	3	3	3	3	3	3	3	3	3	3	3	3	3	3	3	3	3	3	3	3	3	3	3	3	3	3	4	3	3	
25	CARRIAGE, M5 x .8																										2							
26	CARRIAGE, 10-24x1-3/8"	2	2	2	2	2	2	2	2	2	2	2	2	2	2	2	2	2	1	2	2	2	2	2	1	1	1		1	1	2	1	1	1
27	CARRIAGE, 1/4-28x1-3/4"	1	1	1	1	1	1	1	1	1	1	1	1	1	1	1	1	1	1	1	1	1	1	1	1	1	1	1	1	1	1	1	1	
27	CARRIAGE, M6-1 x 2.12																										1							
28	THROUGH, 10-32x3-1/8"	4	4	4	4	4	4	4	4	4	4	4	4	4	4	4	4	4	4	4	4	4	4	4	4	4	4	4	4	4	4	4	4	
	INSULATORS																																	
29	MICA 7/8" OD	3	3	3	3	3	3	3	3	3	3	3	3	3	3	3	3	3	3	3	3	3	3	3	3	3	3	3	3	3	3	3	3	
30	MOLDED RND, 1/4" STUD x 5/8" OD	1	1	1	1	1	1	1	1	1	1	1	1	1	1	1	1	1	1	1	1	1	1	1	1	1	1	1	1	1	1	1	1	
31	WASHER, NO. 10 STUD x 1/2" OD	4	4	4	4	4	4	4	4	4	4	4	4	4	4	4	4	4	4	4	4	4	4	4	4	4	4	3	4	4	4	4	4	
32	WASHER, NO. 10 STUD x 3/4" OD	2	2	2	2	2	2	2	2	2	2	2	2	2	2	2	2	2	1	2	2	2	2	2	1	1	1	1	1	1	2	1	1	1
33	WASHER, 1/4" STUD X 3/4" OD																									1	1	1	1					
33	WASHER, NO. 10 STUD X 9/16" OD																									1	1	1	1					
33	WASHER, 1/4" STUD X .48" OD																									1	1	1	1					
33	WASHER, 1/4" STUD x 3/4" OD	1	1	1	1	1	1	1	1	1	1	1	1	1	1	1	1	1	1	1	1	1	1	1	1					1	1	1	1	
	NUTS																																	
34	HEX, 10-24	8	8	8	8	8	8	8	8	8	8	8	8	8	8	8	8	8	8	8	8	8	8	8	8	5	3	3		8	8	8	8	
34	HEX LOCK, 10-24	3	3	3	3	3	3	3	3	3	3	3	3	3	3	3	3	3	3	3	3	3	3	3	3	2			2	3	3	3	3	
34	HEX, 10-24 NUT																									3	6	3	3					
34	HEX, M5 X .8																									4								
35	HEX, 1-4-28	2	2	2	2	2	2	2	2	2	2	2	2	2	2	2	2	2	2	2	2	2	2	2	2	1			2	2	2	2		
35	HEX, M6 x 1.0																									3								
35	NUT, 1/4-28																											2						
35	NUT, 1/4-20																												1					
31	PULLEY MOUTING, 5/8-18	1	1	1	1	1	1	1	1	1	1	1	1	1	1	1	1	1	1	1	1	1	1	1	1	1	1	1	1	1	1	1	1	
	SCREWS																																	
37	MACHINE, 6-32 x 3-16"																													2				
38	MACHINE, 8-32 x 3/8"	3	3	3	3	3	3	3	3	3	3	3	3	3	3	3	3	3	3	3	3	3	3	3	3	3	3	3	3	3	3	3	3	
39	TAPPING, 8-32 x 1/2"	2	2	2	2	2	2	2	2	2	2	2	2	2	2	2	2	2	2	2	2	2	2	2	2	2	2	2	2	2	2	2	2	
61	TAPPING, 10-24 x 3/8"		1	1			1										1	1	1		1	1	1	1		1	2	2	2		1	1		
62	TAPPING, 10-24 x 5/8"	2	2	2	2	2	2	2	2	2	2	2	2	2	2	2	2	2	2	2	2	2	2	2	2	2	2	2	2	2	2	2	2	
63	TAPPING, 10-32 x 3/8"		1	1	1	1	1	1	1	1	1	1	1	1	1	1	1		1		1		1	1							1	1	1	
	WASHERS																																	
40	FLAT METAL, NO. 10 STUD x 7/16"	4	4	4	4	4	4	4	4	4	4	4	4	4	4	4	4	4	4	4	4	4	4	4	4	2	2	2	2	4	4	4	4	
41	FLAT METAL, 1/4" STUD x 9/16"	1	1	1	1	1	1	1	1	1	1	1	1	1	1	1	1	1	1	1	1	1	1	1	1	1	1	1	1	1	1	1	1	
42	SPLIT LOCK, NO. 8 STUD	3	3	3	3	3	3	3	3	3	3	3	3	3	3	3	3	3	3	3	3	3	3	3	3	3	3	3	3	3	3	3	3	
43	SPLIT LOCK, NO. 10 STUD	4	4	4	4	4	4	4	4	4	4	4	4	4	4	4	4	4	4	4	4	4	4	4	4	5	3	3		4	4	4	4	
44	SPLIT LOCK, 1/4" STUD	2	2	2	2	2	2	2	2	2	2	2	2	2	2	2	2	2	2	2	2	2	2	2	2	1			2	2	2	2	2	
44	SPLIT LOCK																									3								
45	SPLIT LOCK, 5/8" STUD	1	1	1	1	1	1	1	1	1	1	1	1	1	1	1	1	1	1	1	1	1	1	1	1	1	1	1	1	1	1	1	1	

Important: The information contained in this bulletin is intended for use by trained, professional technicians who have the proper tools, equipment, and training to perform the required maintenance described above. This information is NOT intended for 'do-it-yourselfers', and you should not assume that this information applies to your equipment. If you have any questions regarding this information please visit our website at www.prestolite.com, or contact our technical service department at:

Date: July 7, 2017

Bulletin No: TSB-3025

KEY NO.	DESCRIPTION	8TA2002E	8TA2003D	8TA2005D	8TA2006D	8TA2007D	8TA2009E	8TA2010E	8TA2011E	8TA2012E	8TA2013D	8TA2014D	8TA2015D	8TA2016F	8TA2017D	8TA2018D	8TA2019E	8TA2021E	8TA2022D	8TA2023D	8TA2024D	8TA2026E	8TA2027D	8TA2028E	8TA2029E	8TA2030G	8TA2031G	8TA2032E	8TA3001C	8TA3020C	8TA3025C	8TA3052C
	MISC.																															
46	CABLE, CONNECTOR	1	1	1	1	1	1	1	1	1	1	1	1	1	1	1	1	1	1	1	1	1	1	1	1	1	1	1	1	1	1	1
46	CABLE, CONNECTOR BRUSH	1	1	1	1	1	1	1	1	1	1	1	1	1	1	1	1	1	1	1	1	1	1	1	1	1	1	1	1	1	1	1
47	CABLE, BRUSH ASSEMBLY																															
49	RIVET																															
50	TERMINAL LUG																															
54	CAPACITOR	1	1	1	1	1	1	1	1	1	1	1	1	1	1	1	1	1	1	1	1	1	1	1	1	1	1	1	1	1	1	1
56	CABLE, CONN. (FIELD JUMPER)	1	1	1	1	1	1	1	1	1	1	1	1	1	1	1	1	1	1	1	1	1	1	1	1	1	1	1	1	1	1	1
46	CABLE CONNECTOR (TRIO)																															

Important: The information contained in this bulletin is intended for use by trained, professional technicians who have the proper tools, equipment, and training to perform the required maintenance described above. This information is NOT intended for 'do-it-yourselfers'; and you should not assume that this information applies to your equipment. If you have any questions regarding this information please visit our website at www.prestolite.com, or contact our technical service department at: